


for sale/ to let



design & build opportunities
distribution/production units
up to 300,000 sq ft (27,880 sq m)

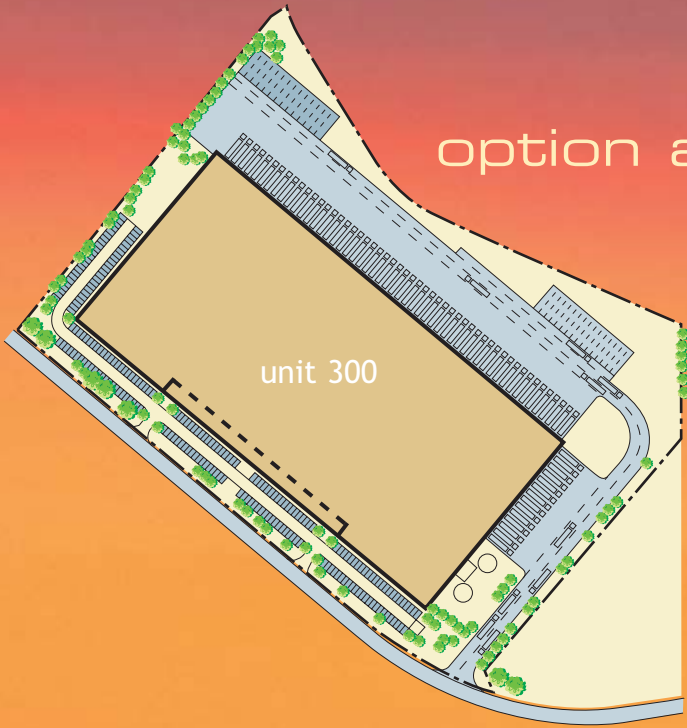
- Buildings to meet individual occupier requirements
- Secure landscaped environment
- Available on a freehold or leasehold basis
- 4 miles from Junction 5 of the M5 motorway

“Stonebridge Cross is ideally located in the West Midlands to support our other UK facilities. It is also very well placed to serve our customers nationwide. The availability of additional development land offers future flexibility to businesses locating here.”
Tim Proger, Kimal



Indicative scheme layouts

option a



option a	option b			
Unit 300	Unit 301	Unit 302	Unit 303	Unit 304
300,000 sq ft	45,000 sq ft	75,000 sq ft	110,000 sq ft	22,000 sq ft
27,880 sq m	4,181 sq m	6,968 sq m	10,219 sq m	2,044 sq m

option b



Location

SC300 Stonebridge Cross is situated just off the A442 approximately 4 miles from Junction 5 of the M5 motorway in Droitwich Spa.

The development

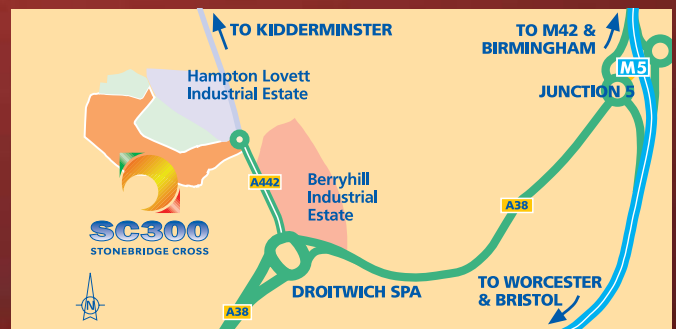
Units are available to meet occupiers specific requirements up to 300,000 sq ft (27,880 sq m) on either a freehold or leasehold basis. The scheme layouts shown as Option A & B are indicative only and can be adapted to meet individual business needs.

Planning

The business park has planning consent for B1, B2 and B8 uses. Businesses are able to operate 24 hours a day for 7 days of the week.

Stonebridge Cross occupiers

Robert Wiseman Dairies, BUPA, CMCS, Dynamic Europe, Kimal and Alutrade Products.



www.stonebridgecross.com



www.stoford.com



REAL ESTATE INVESTMENT MANAGERS

For more information contact:

savills.com **savills**
0121 633 3733

NAIFullerPeiser
COMMERCIAL REAL ESTATE SERVICES, WORLDWIDE
20 Waterloo Street Birmingham B2 5TB
0121 243 2043
www.nai-fullerpeiser.com

Misrepresentation Act. The particulars in this brochure are believed to be correct but accuracy cannot be guaranteed and they are expressly excluded from any contract. APRIL 2005